

Prioritization Process

Health Issue Ranking

Columbia & Greene Counties



2021 Prioritization

Health Issues & Measures



Health Issue & Measure Selection

- **25 Health Issues** and around **140 Health Measures** were selected from over 700 health measures located in the following data collections:

- Prevention Agenda Dashboard
- Community Health Indicator Reports (CHIRS) Dashboard
- County Health Indicators by Race/Ethnicity (CHIRE)
- SPARCS data – via Common Ground Health Portal
- NYS Opioid Data Dashboard
- NYS Behavioral Risk Factor Surveillance Survey (BRFSS)
- Division of Criminal Justice Services (DCJS) Index Crimes
- NYS DOH COVID-19 Tracker
- NYS DOH Cancer Registry
- County Health Rankings and Roadmaps

#	Health Issue
1	COVID-19
2	Colorectal Cancer
3	Breast Cancer
4	Obesity
5	Asthma
6	Diabetes
7	Heart disease
8	Stroke
9	Violence
10	Injuries & falls
11	Motor vehicle injuries
12	Poor birth outcomes
13	Prenatal care
14	Breast feeding
15	Tobacco use
16	Drug misuse
17	Alcohol misuse
18	Mental illness including suicide
19	Sexually transmitted infections
20	Teen pregnancy
21	Childhood lead exposure
22	Tick-borne disease
23	Immunization & related disease
24	Social Determinants of Health
25	Oral Health

Capital Region Public Health Data Matrix

171 Health Indicators

including 62 Prevention Agenda Tracking Indicators

Link: http://www.hcdiny.org/content/sites/hcdi/resource_library_additions/HCD-County-PH-Indicator_Matrix.pdf

Prevent Chronic Diseases

Indicator		Prevention Agenda 2017 or 2024 Objective	NYS	NYS excl. NYC (Upstate)	Capital Region (6 County) Summary	Albany County	Schenectady County	Rensselaer County	Saratoga County	Columbia County	Greene County
	YEAR	Rate	Rate & #	Rate & #	Rate & #	Rate & #	Rate & #	Rate & #	Rate & #	Rate & #	Rate & #
Percentage of adults who are obese Number :	2018	24.2	27.6	29.1	29.6 228,428	26.9 67,268	33.7 41,075	30.9 39,584	30.1 54,786	24.3 12,082	34.5 13,633
Percentage of adults who are obese-income <\$25,000	2018	29.0	31.8	34.4	38.8	33.2	54.2	39.6	44.8	18.6	42.6
Percentage of children and adolescents who are obese Number :	2017-19	16.4	na	17.3	16.5 22,901	16.3 6,735	18.8 4,591	18.7 4,263	13.1 4,557	17.3 1,400	23.0 1,355
% of children (aged 2-4 yrs.) enrolled in WIC who are obese Number :	2017	13.0	13.9	na	15.2 820	13.4 262	15.6 171	14.1 156	17.0 118	21.3 70	19.9 43
Age-adjusted % Adults not engaged in some type of leisure time physical activity # no leisure time PA	2018	22.6	23.8	22.4	19.7 146,028	18.9 47,263	19.0 23,158	23.4 29,976	14.0 25,482	20.1 9,994	25.7 10,155
% Adults 65+ with no leisure time physical activity	2018	24.1	31.1	31.1	29.9	26.2	30.1	32.9	21.8	25.5	35.6
% adults with disability with no leisure time physical activity	2018	38.2	38.8	39.4	35.0	28.4	28.3	43.5	29.6	46.2	55.4
% Adults with <\$25,000 income who consume 1+ sugary drinks daily	2018	28.5	31.0	34.1	30.3	27.0	33.1	24.5	40.6	25.8	15.9
Age-adjusted % Adults who consume <1 fruit or vegetable daily Number:	2018		28.1	na	26.4 199,324	24.0 60,016	30.8 37,541	27.6 35,357	24.8 35,028	24.9 12,880	22.5 8,891
Age-adjusted % Adults with physician diagnosed diabetes	2018		10.0	na	9.4	7.7	10.3	10.1	8.9	7.6	13.2

Top 10 Counts – Number of People Impacted

Columbia & Greene counties

	Health Measure	Count	Health Issue
Prevalence	1 Obesity, adults	23,229	Obesity
	2 Smokers, adults	14,260	Tobacco use
	3 Population in poverty	13,184	Social determinants of health
	4 Diabetes, adults	9,957	Diabetes
	5 Asthma, adults	8,907	Asthma
Incidence	1 Heart disease hospitalizations	3,969	Heart disease
	2 Injury hospitalizations, unintentional	2,983	Injuries & falls
	3 Mental disease and disorder ED visits and hospitalizations, plus suicide deaths	2,789	Mental illness including suicide
	4 Stroke hospitalizations	967	Stroke
	5 Lyme disease incidence	810	Lyme disease

Top 10 Rates – Worse than NYS excl. NYC

Columbia & Greene counties

$$\text{Rate Ratio} = \left(\frac{\text{Combined County Rate}}{\text{NYS excl. NYC Rate}} \right)$$

	Health Measure	Rate Ratio	Health Issue
1	Anaplasmosis incidence per 100,000	16.80	Tick-borne disease
2	Lyme disease incidence per 100,000	8.79	Tick-borne disease
3	Babesiosis incidence per 100,000	8.43	Tick-borne disease
4	Age-adjusted motor vehicle injury mortality rate per 100,000	1.87	Motor vehicle injuries
5	Hospital discharges involving opioid use (including abuse, poisoning, dependence and unspecified use), crude rate per 100,000 population	1.62	Drug misuse
6	Age-adjusted suicide mortality rate per 100,000	1.60	Mental illness including suicide
7	Alcohol related motor vehicle injuries and deaths	1.40	Alcohol misuse
8	Incidence of confirmed high blood lead level - children aged <72 months	1.39	Childhood lead exposure
9	Percentage of births with late (3rd trimester) or no prenatal care	1.32	Prenatal care
10	Chronic lower respiratory disease (CLRD) hospitalization	1.31	Asthma & COPD

Top 10 Trends – Worsening Columbia & Greene counties

$$\text{Trend} = \left(\frac{\text{Slope} \times \text{Years of Data}}{\text{Average Value}} \right)$$

	Health Measure	Trend	Health Issue
1	Opioid overdose deaths , any opioid	2.00	Drug misuse
2	Gonorrhea diagnoses	0.71	Sexually transmitted infections
3	Chlamydia diagnoses	0.52	Sexually transmitted infections
4	Congestive heart failure mortality	0.36	Heart disease
5	Diabetes hospitalization (primary diagnosis)	0.30	Diabetes
6	Female breast cancer incidence	0.28	Breast cancer
7	Anaplasmosis incidence	0.27	Tick-borne disease
8	Violent crime rate	0.26	Violence
9	Infants born with neonatal abstinence symptom and/or affected by maternal use of drugs of addiction	0.18	Drug misuse
10	Incidence of confirmed high blood lead level - children aged <72 months	0.17	Childhood lead exposure

Top 10 Measures of Disparity

Columbia & Greene counties

NH = Non-Hispanic

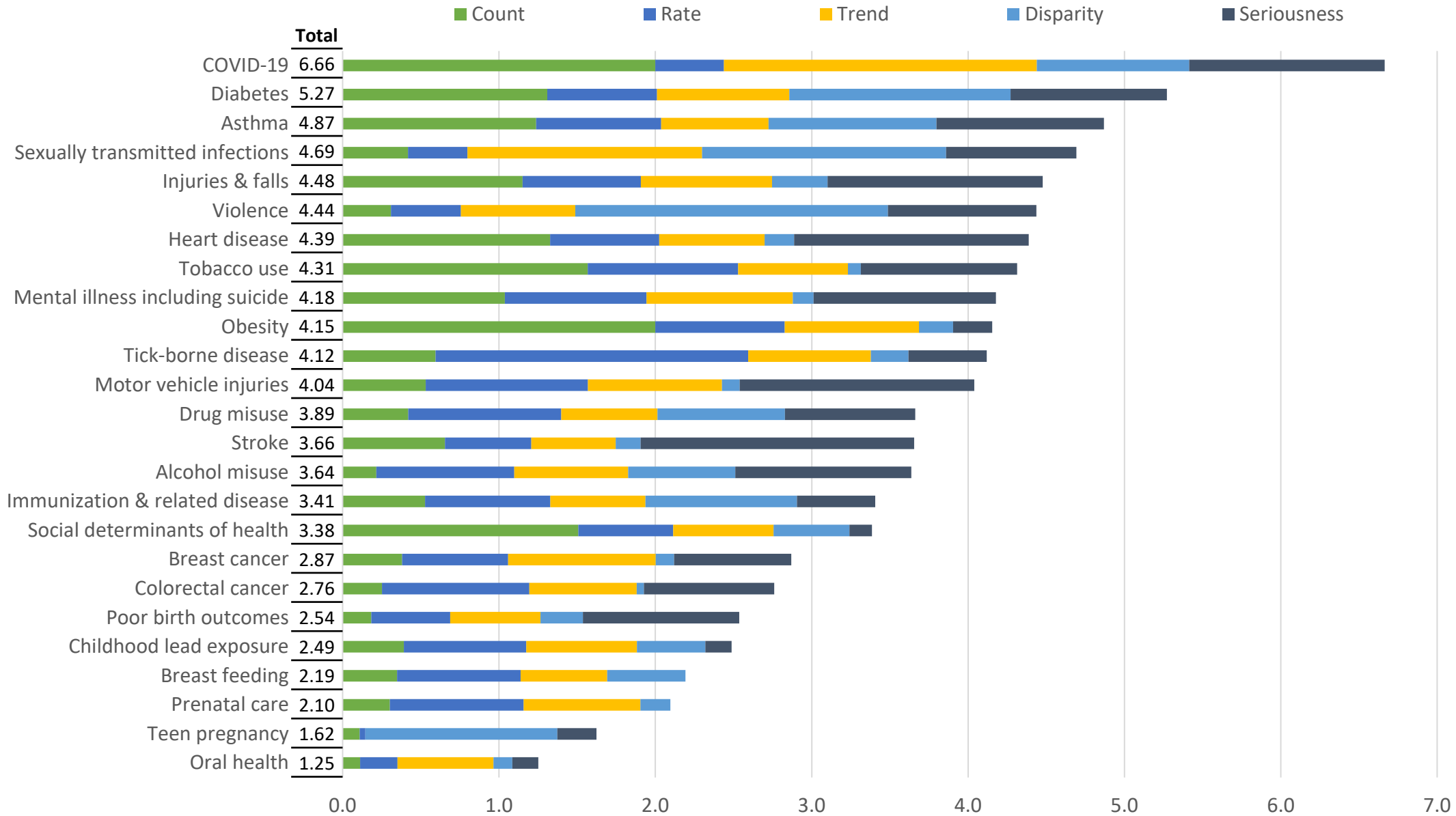
Health Measure		Black NH to White NH Ratio	Hispanic to White NH Ratio	Health Issue	Data Avail.			
					Black NH		Hispanic	
				Columbia	Greene	Columbia	Greene	
1	Asthma hospitalizations	6.33	3.55	Asthma & COPD	X		X	X
2	Diabetes short-term complications hospitalization (potentially preventable)	4.09	3.21	Diabetes & Obesity	X		X	
3	Teen pregnancies - under 18 years	3.89	0.00	Teen pregnancy		X		X
4	Diabetes mortality	2.63	2.24	Diabetes & Obesity	X	X		X
5	Poisoning hospitalizations	2.55		Injuries & falls		X		
6	Diabetes (primary diagnosis) hospitalizations	2.29	1.66	Diabetes & Obesity	X	X	X	
7	Chronic lower respiratory disease (CLRD) hospitalizations	2.05	1.13	Asthma & COPD	X	X	X	X
8	Diabetes (any diagnosis) hospitalizations	2.05	1.08	Diabetes & Obesity	X	X	X	X
9	Percentage of premature births (< 37 weeks)	1.86		Poor birth outcomes	X			
10	Percentage of premature deaths (< 75 years)	1.59	1.40		X	X	X	X



2021 Results

Data-based Scoring

Data Scores (out of 10) – Columbia & Greene Counties



Community Health Survey, 2021

<i>Region/County</i>	Responses	
	(n)	(%)
<i>Capital Region</i>	2,104	
<i>Albany</i>	547	26%
<i>Rensselaer</i>	268	13%
<i>Schenectady</i>	426	20%
<i>Saratoga</i>	194	9%
<i>Columbia</i>	387	18%
<i>Greene</i>	282	13%
<i>Columbia-Greene</i>	669	32%

Survey
Reports

Capital Region:

https://reporting.alchemer.com/r/505744_618158d6bb47d1.59744945

Columbia & Greene counties:

https://reporting.alchemer.com/r/505744_618c3b72a5ddd2.37390934

Columbia County:

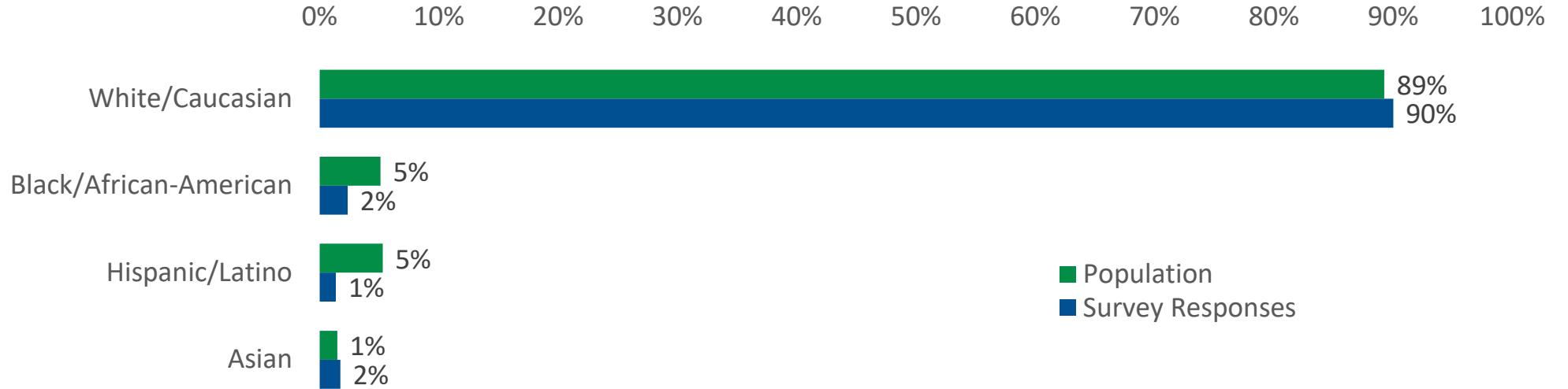
https://reporting.alchemer.com/r/505744_6181582c96ee15.99916867

Greene County:

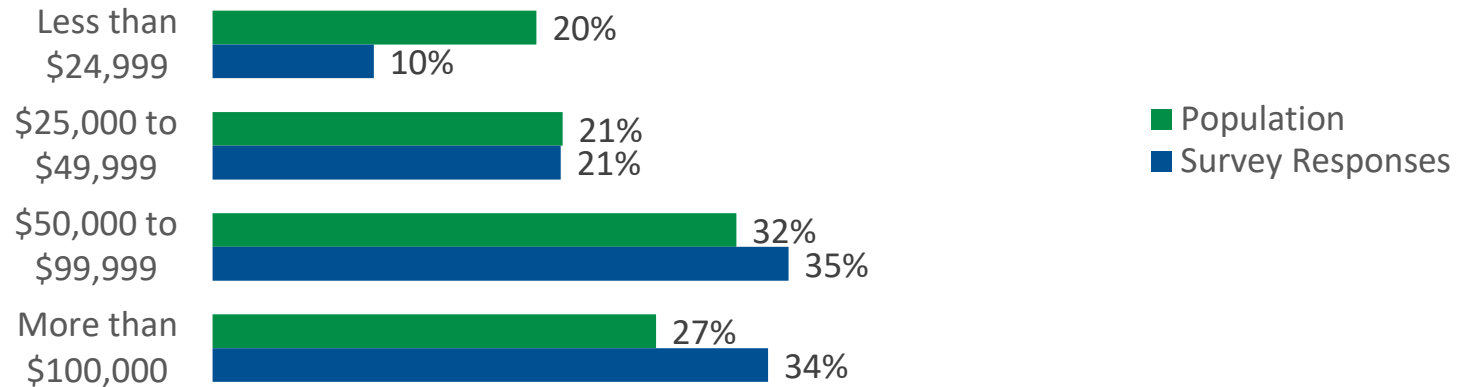
https://reporting.alchemer.com/r/505744_618158929f6da8.55068397

Community Health Survey, 2021

Columbia-Greene, Survey Responses and Population, by Race/Ethnicity



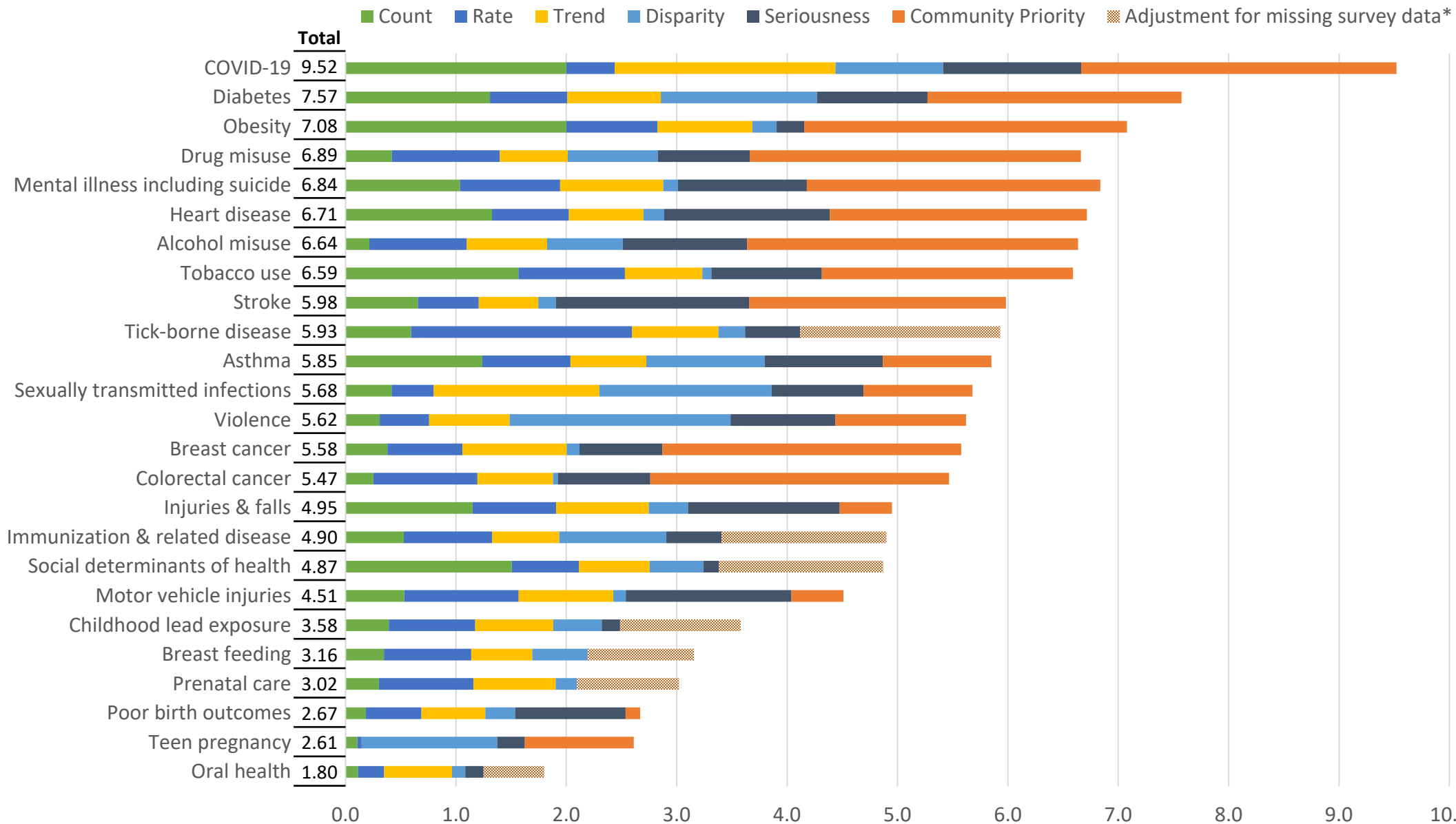
by Household Income



by Gender



Data-based Need Score (out of 13) – Columbia & Greene



* Health issues without survey data were weighted for a total score out of 13

Data + Survey Scores (out of 13) – Columbia & Greene



Data + Survey Scores

Columbia & Greene Counties

Rank	Health Issue	Data + Survey Score
1	COVID-19	9.52
2	Diabetes	7.57
3	Obesity	7.08
4	Drug misuse	6.89
5	Mental illness including suicide	6.84
6	Heart disease	6.71
7	Alcohol misuse	6.64
8	Tobacco use	6.59
9	Stroke	5.98
10	Tick-borne disease	5.93
11	Asthma	5.85
12	Sexually transmitted infections	5.68
13	Violence	5.62
14	Breast cancer	5.58
15	Colorectal cancer	5.47
16	Injuries & falls	4.95
17	Immunization & related disease	4.90
18	Social determinants of health	4.87
19	Motor vehicle injuries	4.51
20	Childhood lead exposure	3.58
21	Breast feeding	3.16
22	Prenatal care	3.02
23	Poor birth outcomes	2.67
24	Teen pregnancy	2.61
25	Oral health	1.80

2021 Results

Hospital and Local Health Department Scoring

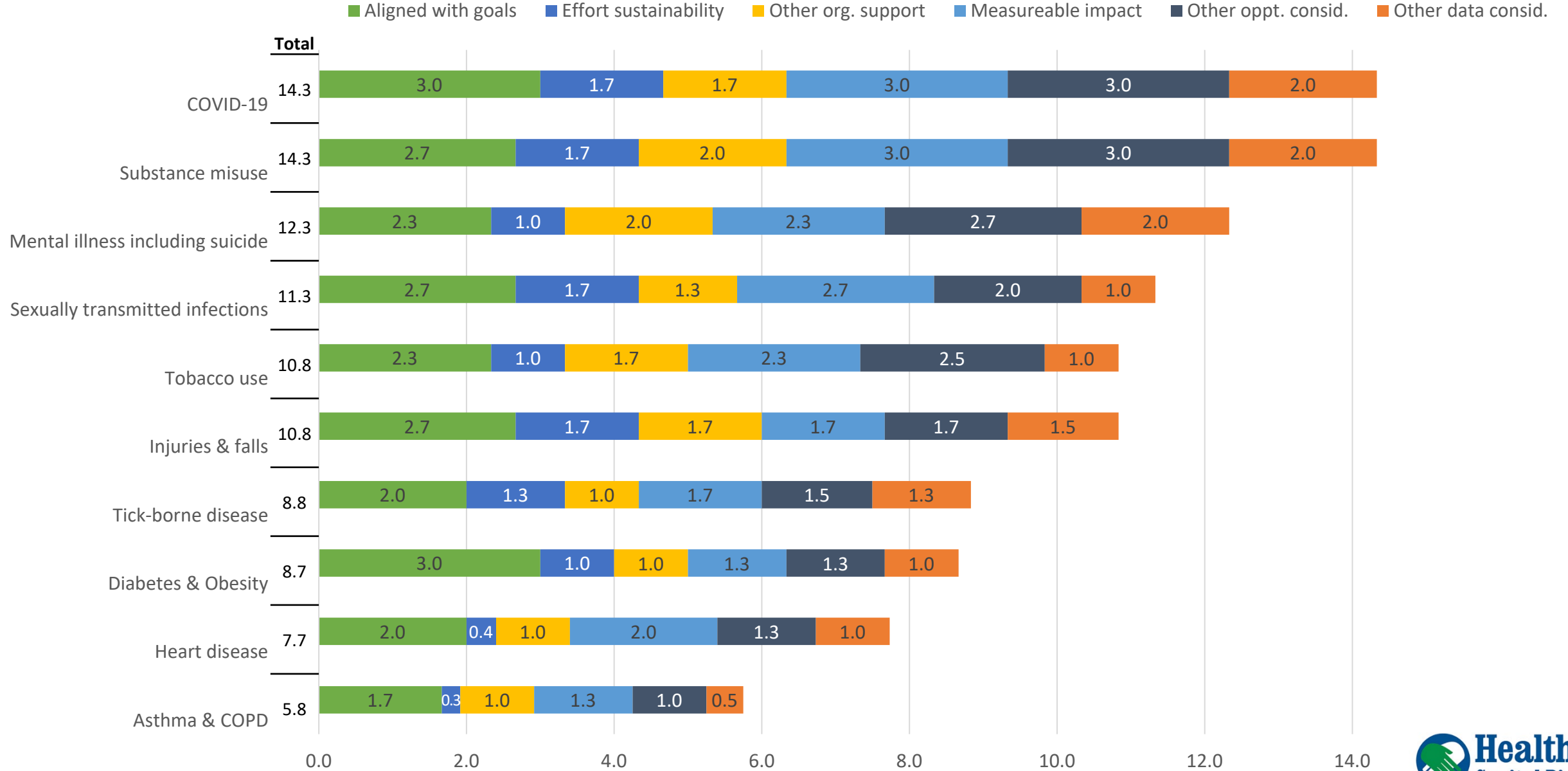
Health Issue Scoring Sheet

Opportunity	Max Score	Score
Health issue aligns with organizations' strategic goals	3	
If already working to address this need, are efforts working sustainably	2	
If not working on this need, do we have resources and expertise to lead effort	1	
Are there organizations interested in supporting efforts to address this need	2	
Is it possible to make a measureable, positive impact	3	
Other considerations	3	
Community Partner considerations	3	
Total Opportunity Score	17	

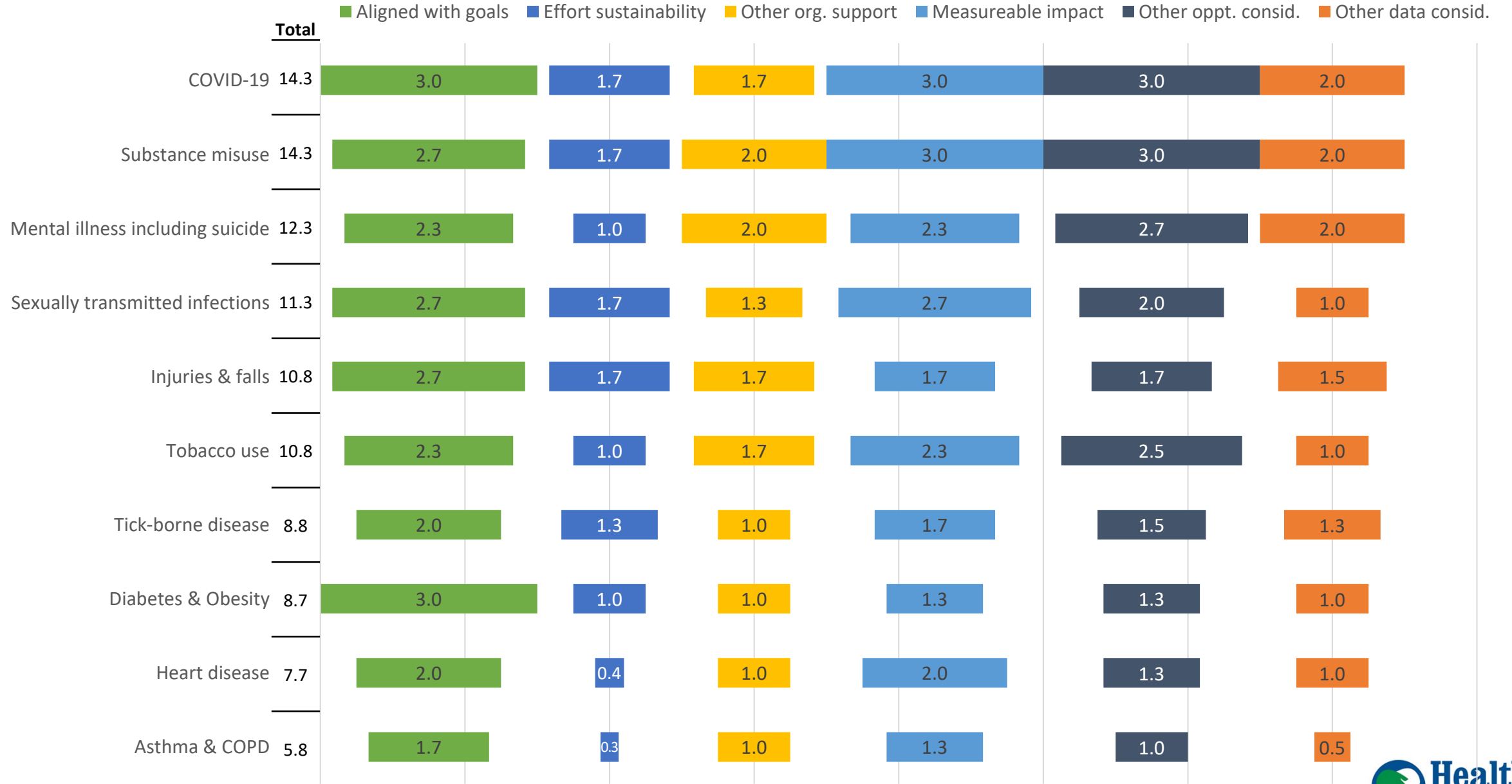
Need	Max Score	Score
Is this issue a major need in the community - Total number of cases	2	
Is this issue worse in our region than throughout NY - Rates	2	
Is this issue more common for some populations - Disparities	2	
Is this issue getting better or worse - Trend	2	
How seriously does this issue threaten mortality	2	
Is this issue a priority for the community based on the survey	3	
Other considerations about the data	2	
Community Partner considerations	3	
Total Need Score	18	

	Max Score	Score	Contribution to Total Score
Total Organizational Score	14		40%
Total Data-based Score	10		29%
Total Community Partner Score	11		31%
Total Priority Score	35		

Organizational Scores – Columbia & Greene



Organizational Scores – Columbia & Greene



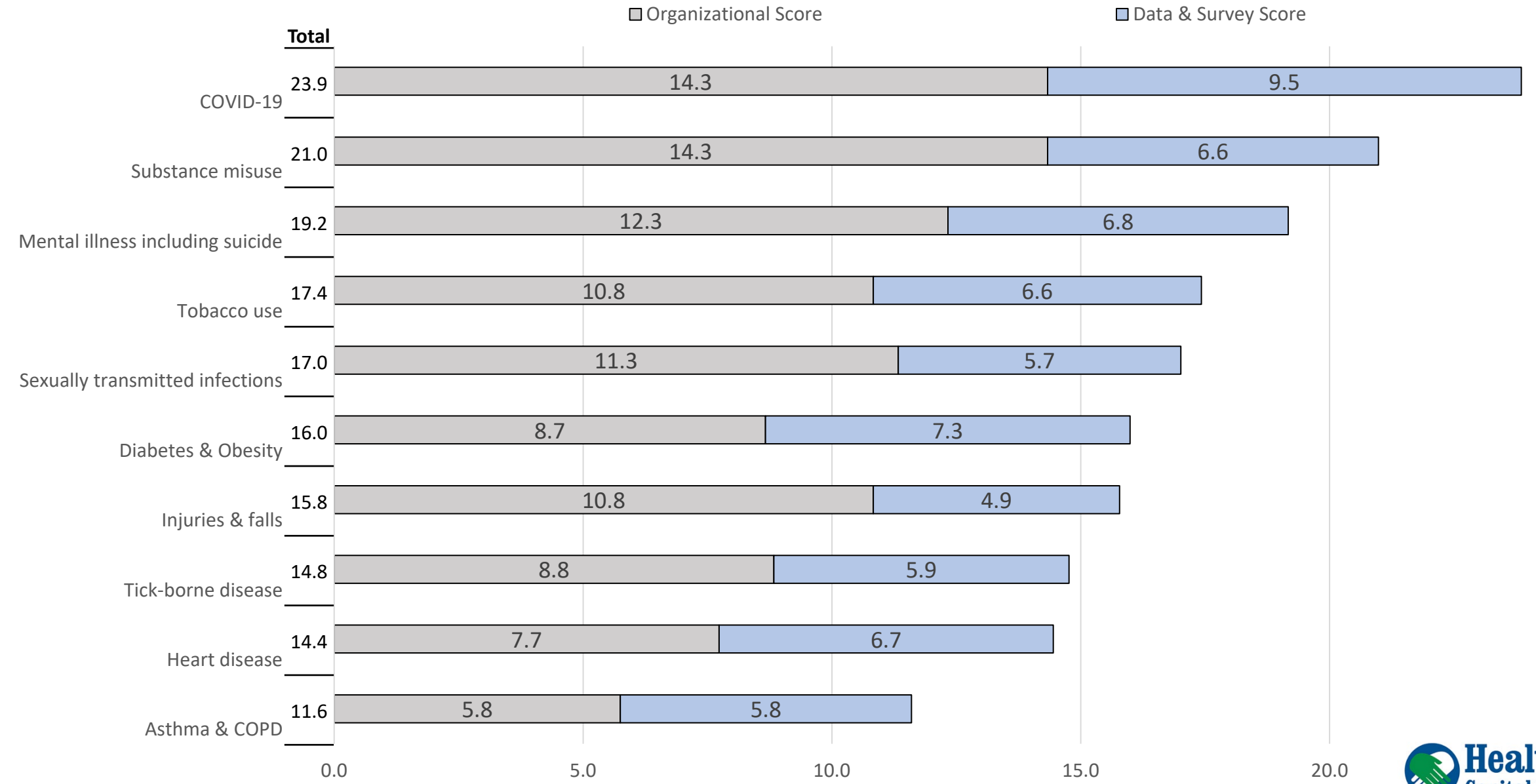


2021 Results

Data, Survey, and Organizational Scores



Data, Survey, and Organizational Scores (out of 29) – Columbia & Greene



Health Issue Rankings – Columbia & Greene Counties

Health Issue	Priority Score Rankings					
	Total	Need	Opportunity	Data-based	Organizational	Community Partner
COVID-19	1	1	2	1	1	4
Substance misuse	2	3	1	10	2	1
Mental illness including suicide	3	2	3	8	3	2
Diabetes & Obesity	4	4	7	2	8	3
Tobacco use	5	7	5	7	5	5
Sexually transmitted infections	6	8	4	4	4	8
Injuries & falls	7	10	6	5	5	10
Heart disease	8	5	9	6	9	6
Tick-borne disease	9	6	8	9	7	7
Asthma & COPD	10	9	10	3	10	9